


SHAWOOD

DISTINCTIVELY INTELLIGENT HOMES

Premium Appointments





“Yutaka” is the Japanese word for richness of experience and one of the core values of SHAWOOD. This design consideration is paramount to providing a level of comfort and enjoyment evident in every SHAWOOD home.

By putting people at the centre of everything they do, be it a technical innovation, the detailed design of a door handle or the planning that connects the interior to the outside, SHAWOOD care about how their homes make people feel.



Natural materials, striking architectural features, premium contemporary finishes and state of the art appliances are all part of the SHAWOOD experience – thoughtfully designed and intuitively crafted to enjoy for many years to come.

Designer inclusions



Home interiors

- Wool blend carpet to bedrooms, bedroom hallways and selected living areas
- Ceramic floors tiles to passive living, kitchen and wet areas
- Low VOC paint
- Wall and ceiling insulation
- Exposed architectural SHAWOOD timber beams
- Light-filled voids and architectural raked ceilings



Bathrooms

- Stone vanity bench tops
- Caroma tap ware
- Semi frameless shower screens

Kitchen

- 20mm stone bench tops
- Caroma tap ware
- Westinghouse stainless steel freestanding Cooker
- Westinghouse Dishwasher
- Westinghouse 702mm Rangehood with 3 speeds
- Westinghouse Microwave
- Everpure Water Filter
- Laminex Impressions cabinetry

Electrical


- Sequence of LED down and oyster lights throughout
- Daiken ducted air conditioning system with 2 x zones
- Light to touch switches
- Exhaust fans to toilets and bathrooms
- Remote control garage door with 2 x hand sets






Home externals

- Imported Japanese entry door with tamper proof dual lock system
- Low E-glass windows
- The main exterior includes a Nano-Hydrophilic coating offering extreme durability and low maintenance
- A patented exterior wall ventilation system allowing the escape of condensation, reducing the long term risk of frame damage
- Flyscreens to laundry and living room sliding doors
- Architecturally designed landscaped grounds
- Coloured through concrete driveway
- Boundary fencing including side gate and return
- Colourbond roof
- Reticulated termite control barrier





FIND OUT MORE

Contact

T 1800 113 943

E enquiries@shawoodaustralia.com.au

W shawoodaustralia.com.au

Disclaimer: Inclusions listed are for Lots 1504, 1514, 1545, 1578, 1579, 1032, 1033, 1034, 1035, 1037, 1039, 1040 located at The Hermitage, Gledswood Hills. To the best of our knowledge, no relevant information has been omitted. However, Sekisui House and all appointed agents disclaim all liability should any information or matter contained herein differ from the contract of sale or the actual constructed dwelling. All information is correct at the time of printing.

SHAWOOD

