

PROJECT OVERVIEW

Key Statistics

Eden's Crossing is a master planned community located in Redbank Plains, one of South East Queensland's fastest growing regions. Just 5 minutes from Springfield, 15 minutes from Ipswich and 30 minutes from the Brisbane CBD, it's a place that's connected to services and connected to nature. This master planned community features 4 large parks, kilometres of hike and bike paths and hectares of beautiful natural bushland setting to explore. Yet all the things that you need like transport, shopping and schools are nearby. It's a place where you'll forge long lasting connections - to friends, to family and to memories.

**EDEN'S
CROSSING**
Naturally connected

Harvest Release



LAND
MARKETED BY

HOUSE + LAND
PACKAGES FROM

LAND DEVELOPED BY

URBANEHOMES.COM.AU

Elders

**urbane
HOMES**

PEET

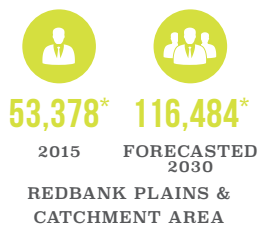
PROJECT OVERVIEW

Key Drivers and Facts

EDEN'S CROSSING
Naturally connected



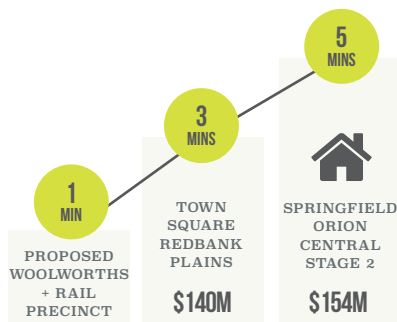
POPULATION GROWTH



EMPLOYMENT



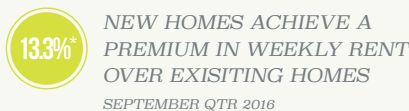
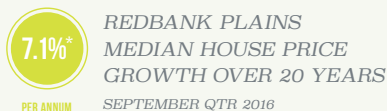
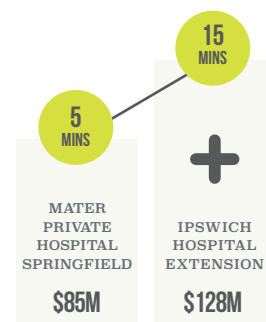
INFRASTRUCTURE



EDUCATION



MEDICAL



INVESTING AT EDEN'S CROSSING

4 2 2 2

\$217,836 – \$262,253* DEPRECIATION

\$397,887 - \$418,770 INVESTMENT CAPACITY

\$380-\$420* RENT PER WEEK

\$198,508 - \$239,423* BUILDING

\$5K LAND / 5% BUILD CASH DEPOSIT REQUIRED

330M² - 854M² LAND SIZE

\$19,328 - \$22,850* FIXTURES & FITTINGS

18 TOTAL NUMBER OF LOTS

*Source: Redbank Plains Urbis Report, February 2017
Redbank Plains catchment includes Brookwater, Bellbird Park, Collingwood Park, Redbank, Redbank Plains, Springfield and Springfield Lakes.
*Estimates only and are subject to change without notice.

URBANEHOMES.COM.AU

LAND
MARKETED BY



HOUSE + LAND
PACKAGES FROM

urbane
HOMES

LAND DEVELOPED BY

PEET