

# CHISHOLM

 3    
  2.5    
  2

GROUND FLOOR: 52.1m<sup>2</sup>  
 FIRST FLOOR: 60.4m<sup>2</sup>  
 TOTAL: 112.5m<sup>2</sup>

GARAGE: 34.1m<sup>2</sup>  
 BALCONY: 2.1m<sup>2</sup>  
 PATIO: 9.0m<sup>2</sup>  
 PORCH: 1.5m<sup>2</sup>

## FACADE

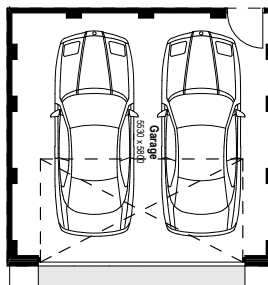
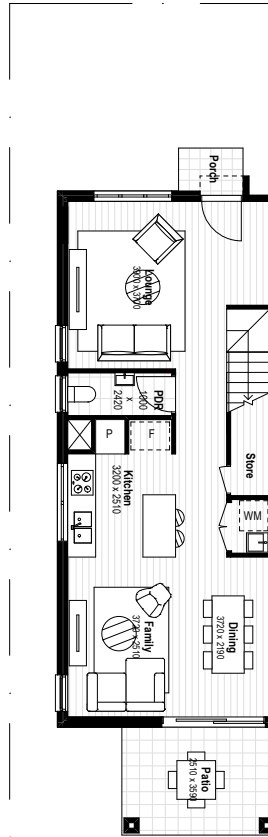


OPTION 1

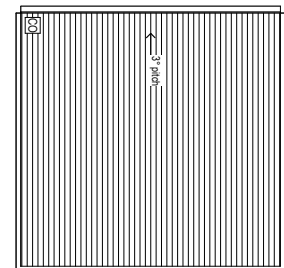


OPTION 2

## FLOORPLAN



GROUND FLOOR



FIRST FLOOR

Leppington Living

1300 19 50 50

leppingtonliving.com.au

NOT TO SCALE. DISCLAIMER: The contents on this marketing material have been prepared by Crownland Development for the information of potential purchasers to assist them in deciding to purchase at Leppington Living. It is provided as a guide only and has been provided in good faith and with due care. The material relates to an estate that is currently being developed and changes may be made during the course of planning and the completion of civil works or as a result of statutory or design requirements. Anyone with potential interest should satisfy themselves in relation to all aspects of the project and of all matters that a reasonable person may consider relevant. The vendor, their agents or employees will not be liable for any loss or damage resulting from any statement or other information relied upon or contained within any content or marketing material. The vendor reserves the right, at its sole discretion, or to vary any details. For more information on this terrace home design, contact the builder.