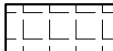


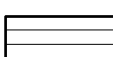
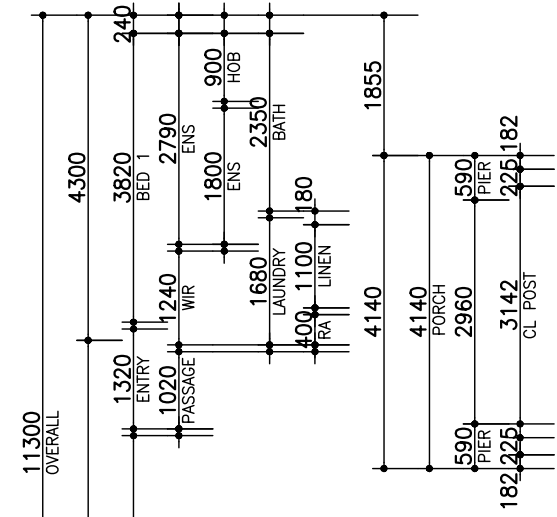
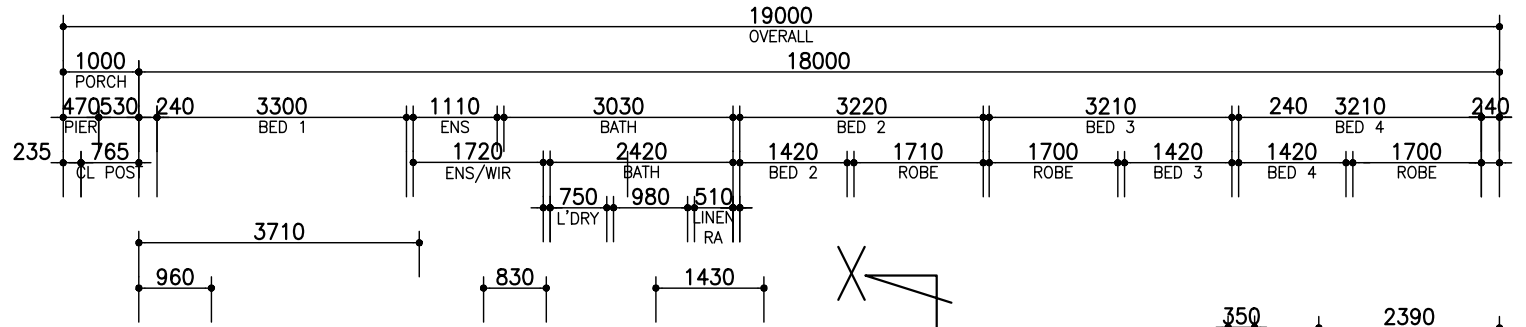
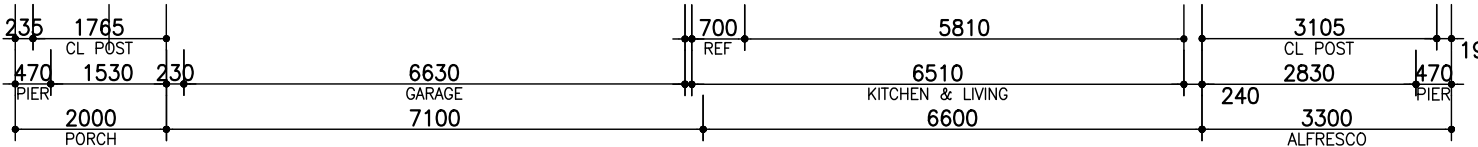
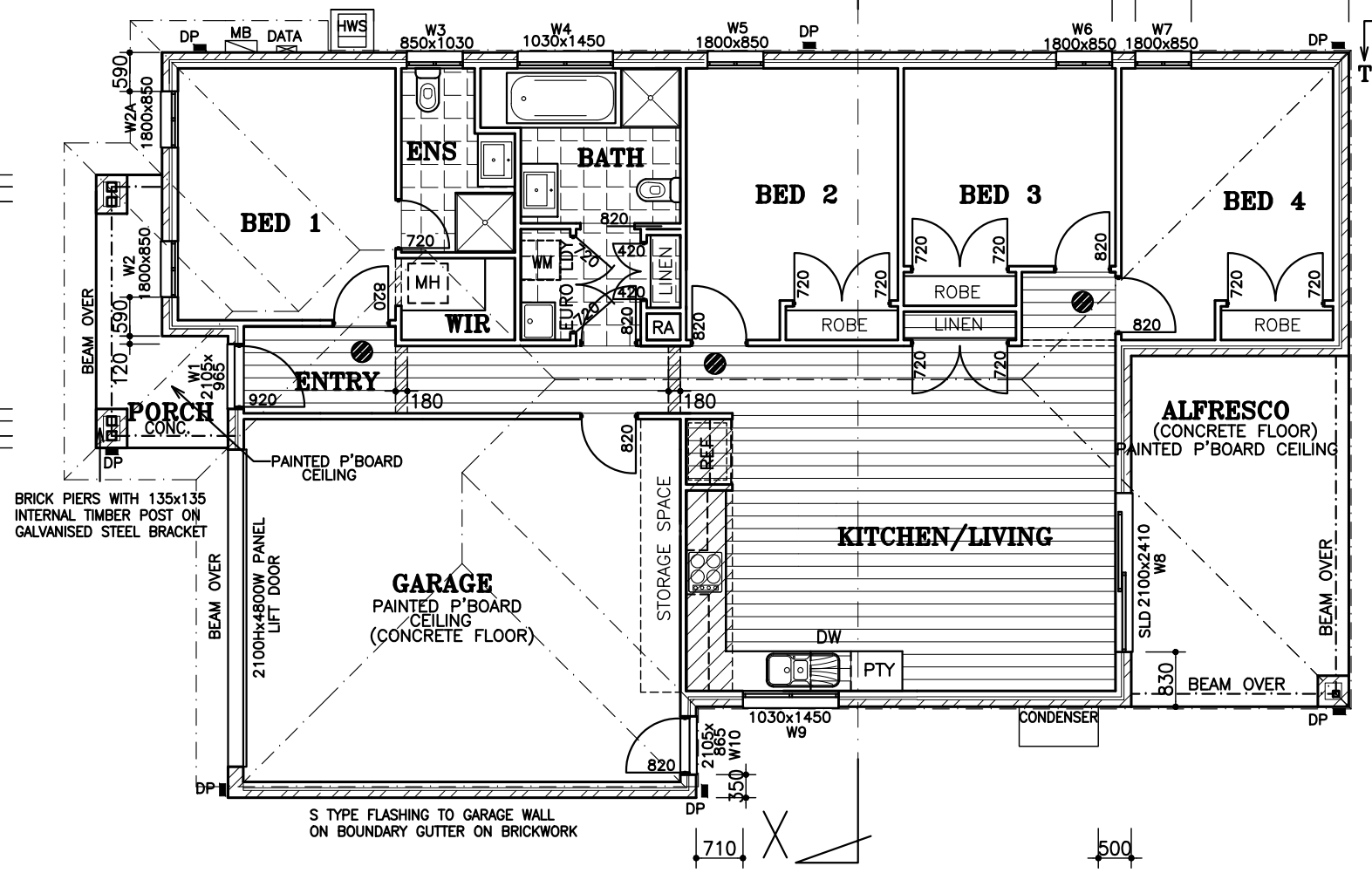


-  FLOOR TILING
-  CARPET TO DWELLING
-  BULKHEAD HEIGHT FFL TO STUD - 2310
-  LAMINATE TO DWELLING

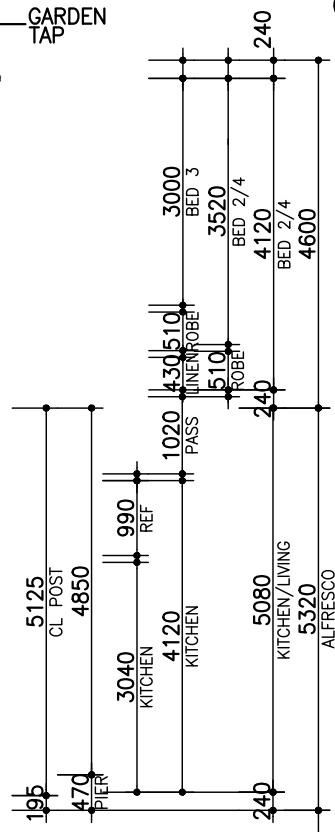
### ELEVATION D





### ELEVATION A



### ELEVATION B



### ELEVATION C

- GENERAL NOTES:**
- WC DOORS TO HAVE LIFT OFF HINGES
  - EXPANSION JOINTS ARE TO BE PROVIDED AS RECOMMENDED IN SOIL REPORT (MAY BE VARIED BY AGREEMENT WITH ENGINEER)
  - DOWNPIPES CONNECTED TO L.P.O.D. VIA 90mm UPVC PIPE, AS PER LOCAL AUTHORITIES REQUIREMENTS
  - ALL DIMENSIONS MAY BE VARIED AT BUILDERS DISCRETION TO SUIT CONSTRUCTION REQUIREMENTS & AND ON-SITE CONDITIONS
  - INTERNAL GARAGE STUDS TO BEAR ON THE GARAGE FLOOR LEVEL
  -  - MANHOLE TO CEILING FOR ROOF SPACE ACCESS
  -  **SMOKE DETECTOR**
  - CONNECTED TO MAINS POWER & HAVING A STANDBY POWER SUPPLY (IN ACCORDANCE WITH AS3786-1993)
  - SMOKE DETECTORS ARE INTERCONNECTED AS PER THE REQUIREMENTS OF THE NCC 2015
- PORCH & ALFRESCO SLABS FORM PART OF THE STRUCTURAL ENGINEERING & ARE NOT A FINISHED PAVING SLAB

**FLOOR AREAS:**

GROUND	: 125.5 sqm
GARAGE	: 39.7 sqm
PORCH	: 5.8 sqm
ALFRESCO	: 17.6 sqm
<b>TOTAL</b>	<b>: 188.6 sqm (20.3 sq)</b>

FALCON 2012aF  
NOTION



Level 8, 30 Convention Place  
Southwharf Vic 3006  
ph: 03 8595 8300

FLOOR PLAN  
SCALE - 1:100

R. SINHA & R. SINHA  
LOT 2555 CASTLE ROAD  
THORNHILL PARK  
JOB NO: RHV00160  
03/10/2018 V-1

Rs. Rs