

STAGE 2A

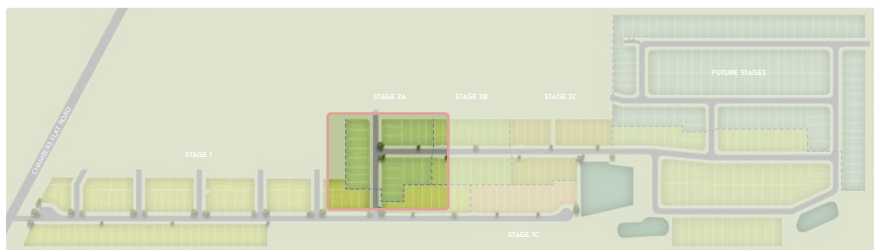
23 LOTS | LOTS RANGE FROM 275M² TO 455M²

Stage 2A offers a range of homesites to suit all lifestyles with sizes ranging from 275m² to 455m².

A range of housing options from QLD's leading builders will be available creating a new urban community within a developing destination set to thrive.

All this in the middle of the key urban growth corridor of Logan Reserve. Located just 30 minutes from the Brisbane CBD and less than an hour from Gold Coast beaches.

MASTERPLAN



MIDDLETON PARK



*This plan is indicative only and every effort has been made to ensure accuracy. Registered survey plans or disclosure plans should be consulted and purchasers should carefully review information within the contract of sale prior to purchase.

STAGE 2B

19 LOTS | LOTS RANGE FROM 349M² TO 455M²

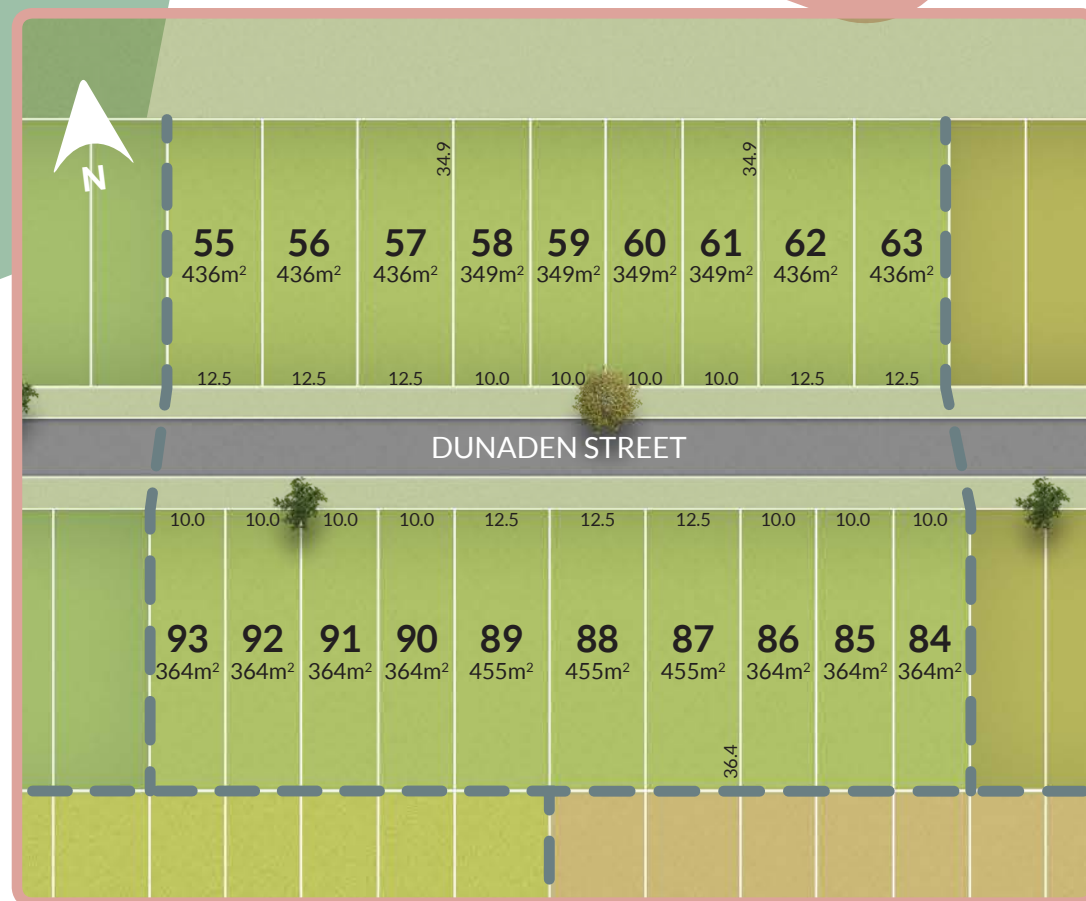
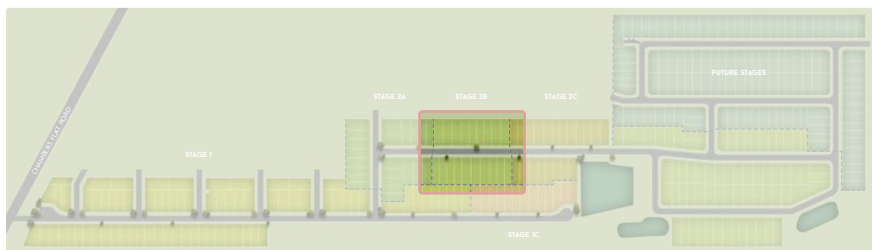
Stage 2B offers a range of homesites to suit all lifestyles with sizes ranging from 349m² to 455m².

A range of housing options from QLD's leading builders will be available creating a new urban community within a developing destination set to thrive.

All this in the middle of the key urban growth corridor of Logan Reserve. Located just 30 minutes from the Brisbane CBD and less than an hour from Gold Coast beaches.

MIDDLETON PARK

MASTERPLAN



*This plan is indicative only and every effort has been made to ensure accuracy. Registered survey plans or disclosure plans should be consulted and purchasers should carefully review information within the contract of sale prior to purchase.

STAGE 2C

20 LOTS | LOTS RANGE FROM 310M² TO 455M²

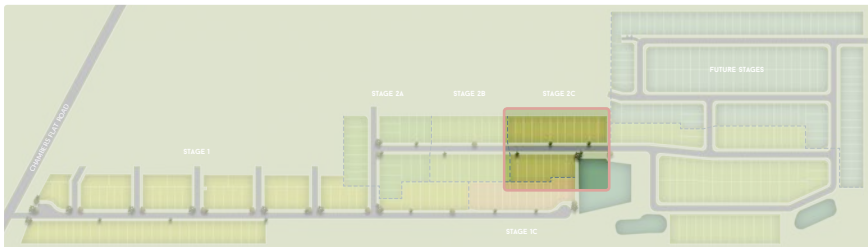
Stage 2C offers a range of homesites to suit all lifestyles with sizes ranging from 310m² to 455m².

A range of housing options from QLD's leading builders will be available creating a new urban community within a developing destination set to thrive.

All this in the middle of the key urban growth corridor of Logan Reserve. Located just 30 minutes from the Brisbane CBD and less than an hour from Gold Coast beaches.

MIDDLETON PARK

MASTERPLAN



*This plan is indicative only and every effort has been made to ensure accuracy. Registered survey plans or disclosure plans should be consulted and purchasers should carefully review information within the contract of sale prior to purchase.